

Report Purpose:

Community Transport Working Group

Author:

Town Clerk and Comms Officer

Update:

The next meeting is set for 23rd October.

The free buses continue for MTC events and we have finally received figures of bus usage as follows:

FREE BUS REPORT

MTC took the decision to fund free bus days with D&G/High Peak. This was in response to discussions by the Town Councils active travel group as well as the end of the free parking days from Cheshire East Council.

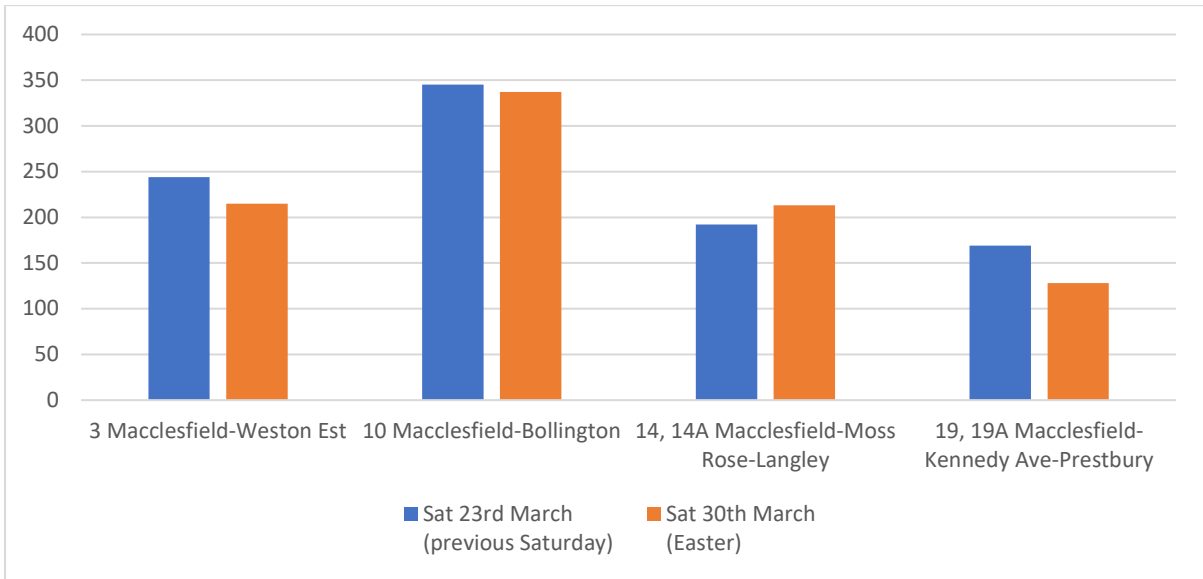
The free bus days were trialled at Christmas 2023 and anecdotally were very popular.

The decision was then made to fund free bus days on the majority of Town Council event days.

Working with D&G we were able to obtain takeup figures for the bus routes included in the free bus days and we were able to compare them to a "normal" days bus usage.

Free bus days are promoted via social media, on the bottom of all our event posters, and via posters on the buses themselves.

Easter



	Sat 23rd March (previous Saturday)	Sat 30th March (Easter)
3 Macclesfield-Weston Est	244	215
10 Macclesfield-Bollington	345	337
14, 14A Macclesfield-Moss Rose-Langley	192	213
19, 19A Macclesfield-Kennedy Ave-Prestbury	169	128

The number 3 bus – did not see quite as high numbers as a normal Saturday

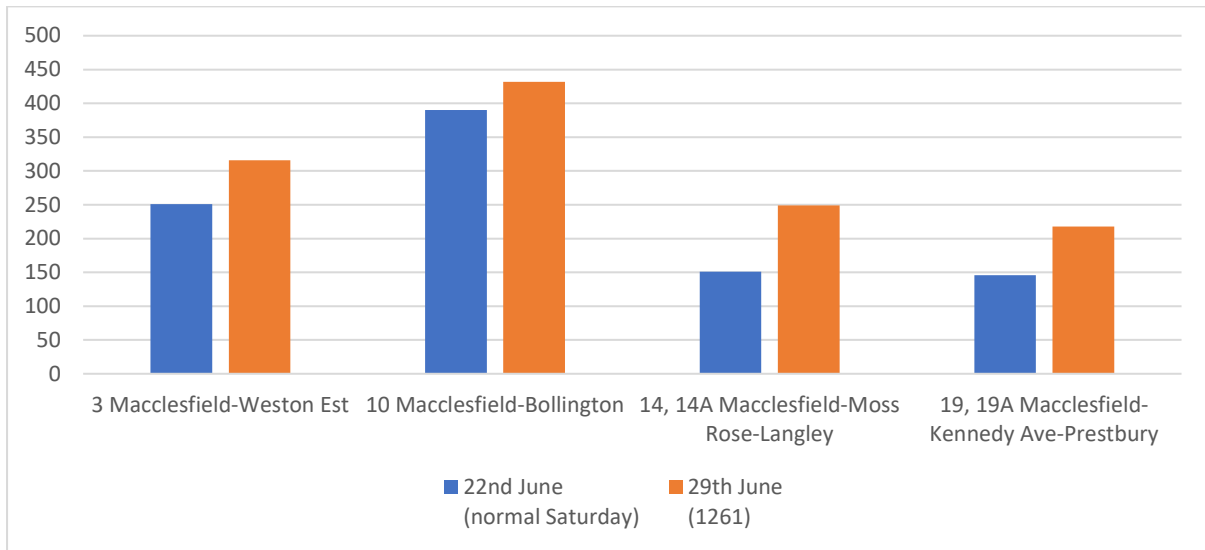
The number 10 bus – saw numbers roughly the same as a normal Saturday

The number 14 bus – saw an increase of 10%

The number 19 bus – did not see quite as high numbers as a normal Saturday

Overall there was a 6% decrease in bus usage

1261



	22nd June (normal Saturday)	29th June (1261)
3 Macclesfield-Weston Est	251	316
10 Macclesfield-Bollington	390	432
14, 14A Macclesfield-Moss Rose-Langley	151	249
19, 19A Macclesfield-Kennedy Ave-Prestbury	146	218

The number 3 bus – saw an increase of almost 26%

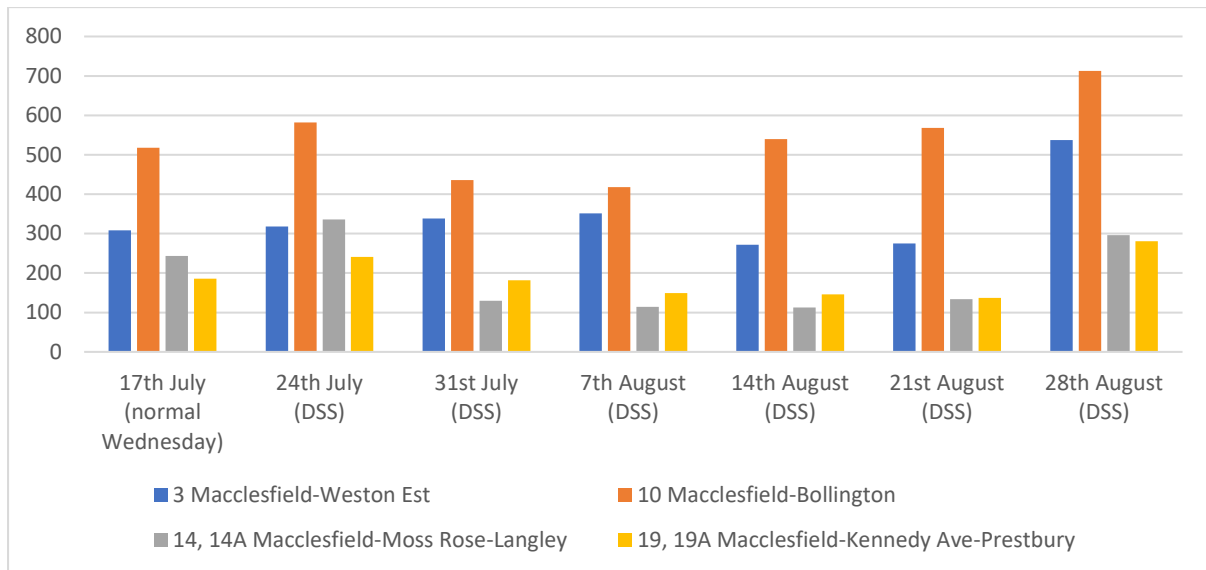
The number 10 bus – saw an increase of almost 11%

The number 14 bus – saw an increase of almost 65%

The number 19 bus – saw an increase of just over 49%

Overall there was a 30% increase in bus useage overall

DSS



	17th July (normal Wed)	24th July (DSS)	31st July (DSS)	7th August (DSS)	14th August (DSS)	21st August (DSS)	28th August (DSS)
3 Macclesfield-Weston Est	308	318	338	351	272	275	537
10 Macclesfield-Bollington	518	582	436	418	540	568	713
14, 14A Macclesfield-Moss Rose-Langley	243	336	130	114	113	134	296
19, 19A Macclesfield-Kennedy Ave-Prestbury	186	241	182	149	146	137	281

The number 3 bus

Week 1 – increase of just over 3.2%
 Week 2 –increase of almost 10%
 Week 3 –increase of almost 14%
 Week 4 –decrease in bus numbers
 Week 5 –decrease in bus numbers
 Week 6 –increase of just over 74%

The number 10 bus

Week 1 –increase of just over 12%
 Week 2 –decrease in bus numbers
 Week 3 –decrease in bus numbers
 Week 4 –increase of just over 4%
 Week 5 –increase of almost 10%
 Week 6 –increase of just over 37%

The number 14 bus

Week 1 –increase of just over 38%
 Week 2 –decrease in bus numbers
 Week 3 –decrease in bus numbers
 Week 4 –decrease in bus numbers
 Week 5 –decrease in bus numbers
 Week 6 –increase of almost 22%

The number 19 bus

Week 1 –increase of just almost 30%
 Week 2 –bus numbers stay the same
 Week 3 –decrease in bus numbers
 Week 4 –decrease in bus numbers
 Week 5 –decrease in bus numbers
 Week 6 –increase of just over 51%

The number 14 bus showed the lowest take up over the summer holidays with a 23% decrease, with the number 3 showing the biggest take up and a 13% increase

Overall there was a 45.5% increase in bus usage over the summer holidays

We will continue to collate the bus data from D&G so that we can show a thorough comparison of a full year's events against standard days.

The group are seeking to draft a case for a cycle loan scheme and will aim to use some of the EMRs for this purpose if approved by Council.